

vtech[®]

User's Manual



Clementine's Kitchen & Ice Cream Cart



© 2015 VTech
Printed in China
91-003072-001 (US)

Dear Parent,

*Welcome to the world of **Flipsies™**! We're so glad you and your little one are able to dream with us and experience everything the **Flipsies™** have to offer! These dolls were designed to offer an engaging two-in-one experience with endless ways to play and dream.*

*The **Flipsies™** are collectible dolls and playsets (each sold separately) that come to life with **MagicPoint™** technology. Each doll is programmed with special phrases that bring out each **Flipsies™** doll's personality and reacts to the **MagicPoint™** on the playsets. Each set also transforms to a completely different toy allowing children to live out their dreams and engage in imaginative role play.*

*Let your dreams shine with **Flipsies™**!*

Sincerely,

*Your friends at **VTech®***


*For more **Flipsies™** fun go to flipsies.com to learn all about the **Flipsies™**, play games, do fun activities, watch videos and more!*

*To learn more about **VTech®** toys, visit vtechkids.com*

INTRODUCTION

Hooray! Thanks for purchasing the **Flipsies™ Clementine's Kitchen & Ice Cream Cart!**

Let your dreams shine with **Flipsies™ Clementine's Kitchen & Ice Cream Cart!** This 2-in-1 playset transforms from a kitchen into an ice cream cart so she can live out her dream of being a baker.



Accessories:



INCLUDED IN THIS PACKAGE

- One Flipsies™ Clementine doll
- One Flipsies™ Kitchen & Ice Cream Cart
- Accessories: 2 wigs, 2 outfits and 6 play pieces
- User's manual

WARNING:

All packing materials, such as tape, plastic sheets, packaging locks and tags are not part of this toy, and should be discarded for your child's safety.

ATTENTION:

Pour la sécurité de votre enfant, débarrassez-vous de tous les produits d'emballage tels que rubans adhésifs, feuilles de plastique, attaches et étiquettes. Ils ne font pas partie du jouet.

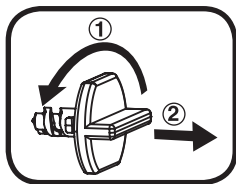
NOTE:

Please keep this user's manual as it contains important information.



Unlock the packaging locks:

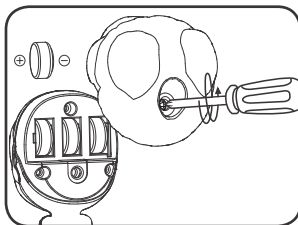
- ① Turn the packaging lock counter-clockwise several times.
- ② Pull out and discard the packaging lock.



GETTING STARTED

BATTERY INSTALLATION

1. Locate the battery cover on the back of the doll's head. Use a screwdriver to loosen the screw.
2. Install 3 new button cell batteries (LR44) following the diagram inside the battery box. (The use of new alkaline batteries is recommended for maximum performance.)
3. Replace the battery cover and tighten the screw to secure.



BATTERY NOTICE

- Use three LR44 alkaline button cell batteries only for this toy.
- The button cell batteries used with this product should be kept away from small children who might still put things in their mouths. If the button cell batteries are swallowed, consult a doctor immediately.
- Insert the button cell batteries with the correct polarity.
- Do not use damaged button cell batteries.
- Do not short-circuit the button cell battery terminals.
- Remove exhausted button cell batteries from the product.
- Remove button cell batteries during long periods of non-use.
- Do not dispose of button cell batteries in fire.
- Do not charge non-rechargeable button cell batteries.
- Remove rechargeable batteries from the toy before charging.
- Rechargeable batteries are only to be charged under adult supervision.
- Do not mix old and new batteries.
- Do not mix batteries of different types: alkaline, standard (carbon-zinc) or rechargeable (nickel-cadmium).

PRODUCT FEATURES

LIGHT-UP CHARM

Press the **LIGHT-UP CHARM** located on Clementine's necklace to hear her introduce herself with fun phrases. The **LIGHT-UP CHARM** will flash with the sounds.




AUTOMATIC SHUT-OFF

To preserve battery life, the **Flipsies™** doll will automatically power down after one minute of no input. The doll can be turned on again by pressing the **LIGHT-UP CHARM** or placing it on a **MagicPoint™** location.

Note: The light-up charm button will flash and the unit will turn off automatically when the batteries are very low.

ICE CREAM CART MODE

1. Place Clementine on the **MagicPoint™** on the **ICE CREAM CART** to see the charm flash and to hear fun phrases and sounds.
2. Press the **ICE CREAM CONE** to hear a fun sound or phrases when the doll is on the **MagicPoint™**.



KITCHEN MODE

1. Place Clementine on the **MagicPoint™** in the **KITCHEN** to see the charm flash and to hear fun phrases and sounds when the doll is on the **MagicPoint™**.



2. Press the **FAUCET** to hear a fun sound or phrases when the doll is on the **MagicPoint™**.



3. Move the **FRYING PAN** to hear a fun sound or phrases when the doll is on the **MagicPoint™**.



HOW TO TRANSFORM FROM ICE CREAM CART TO KITCHEN:



1. Ice cream cart mode.



2. Open the ice cream cart's cover to transform into the kitchen.



3. Kitchen mode.

CARE & MAINTENANCE

1. Keep the unit clean by wiping it with a slightly damp cloth.
2. Keep the unit out of direct sunlight and away from any direct heat source.
3. Remove the batteries when the unit is not in use for an extended period of time.
4. Do not drop the unit on hard surfaces and do not expose the unit to moisture or water.

TROUBLESHOOTING

If for some reason the unit stops working or malfunctions while playing with the **MagicPoint™** playset, please remove the doll from the playset and place the doll back onto the **MagicPoint™**.

If the unit still does not function, or if for some reason the unit stops working or malfunctions on its own, please follow these steps:

1. Interrupt the power supply by removing the batteries.
2. Let the doll stand for a few minutes, then replace the batteries. The unit should now be ready to play again.
3. If the product still does not work, replace with a new set of batteries.

If the problem persists, please call our Consumer Services Department at 1-800-521-2010 in the U.S., or 1-877-352-8697 in Canada, and a service representative will be happy to help you.

THIS DEVICE COMPLIES WITH PART 15 OF THE FCC RULES. OPERATION IS SUBJECT TO THE FOLLOWING TWO CONDITIONS:

(1) THIS DEVICE MAY NOT CAUSE HARMFUL INTERFERENCE, AND (2) THIS DEVICE MUST ACCEPT ANY INTERFERENCE RECEIVED, INCLUDING INTERFERENCE THAT MAY CAUSE UNDESIRE OPERATION.

CAN ICES-3 (B)/NMB-3(B)

IMPORTANT NOTE:

Creating and developing **VTech**[®] products is accompanied by a responsibility that we at **VTech**[®] take very seriously. We make every effort to ensure the accuracy of the information which forms the value of our products. However, errors sometimes can occur. It is important for you to know that we stand behind our products and encourage you to call our Consumer Services Department at 1-800-521-2010 in the U.S., or 1-877-352-8697 in Canada with any problems and/or suggestions that you might have. A service representative will be happy to help you.

Note:

This equipment has been tested and found to comply with the limits for a Class B digital device, pursuant to Part 15 of the FCC Rules. These limits are designed to provide reasonable protection against harmful interference in a residential installation. This equipment generates, uses and can radiate radio frequency energy and, if not installed and used in accordance with the instructions, may cause harmful interference to radio communications. However, there is no guarantee that interference will not occur in a particular installation. If this equipment does cause harmful interference to radio or television reception, which can be determined by turning the equipment off and on, the user is encouraged to try to correct the interference by one or more of the following measures:

- Reorient or relocate the receiving antenna.
- Increase the separation between the equipment and receiver.
- Connect the equipment into an outlet on a circuit different from that to which the receiver is connected.
- Consult the dealer or an experienced radio/TV technician for help.

Caution: Changes or modifications not expressly approved by the party responsible for compliance could void the user's authority to operate the equipment.



PRODUCT WARRANTY

This Warranty is applicable only to the original purchaser, is non-transferable and applies only to "VTech" products or parts. This product is covered by a 3-month Warranty from the original purchase date, under normal use and service, against defective workmanship and materials. This Warranty does not apply to (a) consumable parts, such as batteries; (b) cosmetic damage, including but not limited to scratches and dents; (c) damage caused by use with non-VTech products; (d) damage caused by accident, misuse, unreasonable use, immersion in water, neglect, abuse, battery leakage, or improper installation, improper service, or other external causes; (e) damage caused by operating the product outside the permitted or intended uses described by VTech in the owner's manual; (f) a product or part that has been modified (g) defects caused by normal wear and tear or otherwise due to the normal aging of the product; or (h) if any VTech serial number has been removed or defaced.

Prior to returning a product for any reason, please notify the VTech Consumer Services Department, by sending an email to vtechkids@vtechkids.com or calling 1-800-521-2010. If the service representative is unable to resolve the issue, you will be provided instructions on how to return the product and have it replaced under Warranty. Return of the product under Warranty must adhere to the following rules:

If VTech believes that there may be a defect in the materials or workmanship of the product and can confirm the purchase date and location of the product, we will at our discretion replace the product with a new unit or product of comparable value. A replacement product or parts assumes the remaining Warranty of the original product or 30 days from the date of replacement, whichever provides longer coverage.

THIS WARRANTY AND THE REMEDIES SET FORTH ABOVE ARE EXCLUSIVE AND IN LIEU OF ALL OTHER WARRANTIES, REMEDIES AND CONDITIONS, WHETHER ORAL, WRITTEN, STATUTORY, EXPRESS OR IMPLIED. IF VTECH CANNOT LAWFULLY DISCLAIM STATUTORY OR IMPLIED WARRANTIES THEN TO THE EXTENT PERMITTED BY LAW, ALL SUCH WARRANTIES SHALL BE LIMITED TO THE DURATION OF THE EXPRESS WARRANTY AND TO THE REPLACEMENT SERVICE AS DETERMINED BY VTECH IN ITS SOLE DISCRETION.

To the extent permitted by law, VTech will not be responsible for direct, special, incidental or consequential damages resulting from any breach of Warranty.

This Warranty is not intended to persons or entities outside the United States of America. Any disputes resulting from this Warranty shall be subject to the final and conclusive determination of VTech.